

Name \_\_\_\_\_

### ***First Grade Homework***

*For the week of September 23*

**This packet is due Friday, September 27. The spelling test will be on Friday, Sept. 27.**

#### **Directions:**


- 1. Read daily for at least 15 minutes and complete the reading log. The weekly fluency passage can count towards the 15 minutes.**
- 2. Work on the other attached worksheets. Complete at least one math and one language arts page each day.**
- 3. Please have an adult check your work, and have them help you correct any errors.**
- 4. Turn in completed packet on Friday.**

**Parent Signature:**

**My child has completed the homework and we have reviewed it together.**

\_\_\_\_\_

*First Grade Spelling Words*  
*Theme 1 Week 3*




1. pin
2. win
3. hit
4. sit
5. miss
6. kiss
7. sad
8. nap
9. be
10. run

Challenge words:


spin

skin



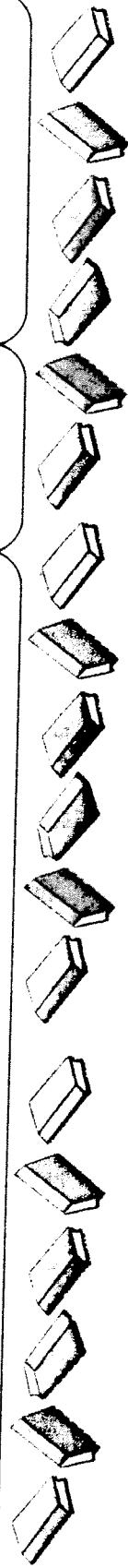
# Reading Log

Once upon  
a time



Please read with your child for 15 minutes each day

Sample	Book Title	Minutes	Adult Signature
	My Friend Rabbit	15	
Monday	Book Title	Minutes	Adult Signature
Tuesday	Book Title	Minutes	Adult Signature
Wednesday	Book Title	Minutes	Adult Signature
Thursday	Book Title	Minutes	Adult Signature



Name \_\_\_\_\_

Fluency:  
Echo Read: Phrasing

**As I read, I will pay attention to pauses for sentence punctuation.**

“We had fun playing tag,” said Jan.  
07 “Yes, that was fun,” said Dad. “We ran all  
16 over the yard.”  
19 “I tagged you in the back yard,” said Jan.  
28 “We ran a lot!” said Dad. “Now I will nap.”  
38 “Do you want to nap with Sam, the cat?”  
47 asked Jan.  
49 “No, not with Sam,” said Dad.  
55 “Do you want to nap with Sal, the dog?”  
64 asked Jan.  
66 “No, not with Sal,” said Dad.  
72 “Good,” said Jan. “I want to nap, too.  
80 I’ll nap with Sam and Sal.” 86

Please practice reading this fluency passage daily. The goal is to be able to read it smoothly without errors. If it is difficult, master a sentence a day. If it has become easy, just read it once through and then read a book of your choice. This can help count toward the 15 minutes of reading each day.

My child has read this passage each day.

Parent signature \_\_\_\_\_



## Spelling Homework

Write your spelling words three times each.

1. \_\_\_\_\_

2. \_\_\_\_\_

3. \_\_\_\_\_

4. \_\_\_\_\_

5. \_\_\_\_\_

6. \_\_\_\_\_

7. \_\_\_\_\_

8. \_\_\_\_\_

9. \_\_\_\_\_


10. \_\_\_\_\_

Name \_\_\_\_\_

Look at the pictures. Complete each sentence with a word from the box.

dig      big      sit      pig      hit      did

1. The \_\_\_\_\_ can ride up and down.



2. The pig likes to \_\_\_\_\_ in the mud.



3. He can \_\_\_\_\_ on a box.

4. He can \_\_\_\_\_ with a little bat.



5. The pig \_\_\_\_\_ a jig.



6. He can play with a \_\_\_\_\_ top.

Name \_\_\_\_\_


Write a word from the box to complete each sentence.

be


ride

run

1. Max the cat likes to \_\_\_\_\_.



2. He can \_\_\_\_\_ to see Sam.

3. Sam and Max \_\_\_\_\_ up  
and down.

4. Sam and Max cannot \_\_\_\_\_ sad.

Write another sentence about Max and  
Sam using words from the box.

---



---



---



---



---



---

Name \_\_\_\_\_

A statement tells something.

Example: Wag is little.



**Draw a line under the statements.**

1. Wag naps and naps.




2. Digs too



3. Wag has my cap.

4. He runs to me.

5. Rides



6. Wag and I play.



Name \_\_\_\_\_

ll

tt

Use letters from the box to finish the words in each sentence.

1. Bi\_\_\_\_\_ wi\_\_\_\_\_ play with his pup.



2. The pup wi\_\_\_\_\_ play with Bill.



3. Bill and the pup run up the hi\_\_\_\_\_.



4. Bill and Ma\_\_\_\_\_ play with the pup.

Write a sentence about the pup.

\_\_\_\_\_

\_\_\_\_\_

\_\_\_\_\_

\_\_\_\_\_

\_\_\_\_\_

\_\_\_\_\_

Name \_\_\_\_\_

**Look at each set of words.****One word in each set is spelled correctly.****Use a pencil to fill in the circle in front of that word.****Sample A is done for you.****Sample A:**☐ A. hat☐ B. hatt☐ C. haet1. ☐ A. hitt☐ B. hitte☐ C. hit2. ☐ A. winn☐ B. winne☐ C. win3. ☐ A. pin☐ B. pinne☐ C. pinn4. ☐ A. sit☐ B. sitt☐ C. sidt5. ☐ A. skinne☐ B. scinn☐ C. skin6. ☐ A. spin☐ B. spinn☐ C. sapinn7. ☐ A. kisse☐ B. kis☐ C. kiss8. ☐ A. miss☐ B. mis☐ C. misse

Name \_\_\_\_\_

A statement is a sentence that tells something.  
A statement begins with a capital letter and ends  
with a period.

**Read each pair of statements.**

**Circle the statement that is correct.**

1. She runs and jumps.

We jump, too

2. he sits down


Jack rides with me.

3. My cap is in here.

Pam can not see it

4. Sam can play this.

You can do it



Name \_\_\_\_\_

Study Skill:  
Parts of a BookUse the Table of Contents to answer the questions.**Contents**

The Silly Cat	3
The Funny Pig	10
A Trip to the Park	21
A Trip to the Zoo	29
Cat and Pig Are Friends	35



- How many chapters are in this book? \_\_\_\_\_  
\_\_\_\_\_
- On what page does "The Funny Pig" begin? \_\_\_\_\_  
\_\_\_\_\_
- Which story begins on page 3? \_\_\_\_\_  
\_\_\_\_\_
- On what page does a story about a park begin? \_\_\_\_\_
- Is the chapter about a zoo near the front of the book or  
\_\_\_\_\_  
\_\_\_\_\_  
the back of the book? \_\_\_\_\_